




E-Series Park Bench without Back

Model #: 624be105

Specifications: 8 Ft. Length, In-Ground Mount





E-Series Park Bench without Back

Model #: 624be105

Safety Warnings & Equipment Inspection:

- ❖ Owners and installers please note these safety warnings and make use of this checklist on a regular basis.
- ❖ Follow installation instructions when erecting equipment.
- ❖ Ground surfaces around equipment should be restored as needed. Concrete footings should never be exposed. Surface depth should comply with ASTM and CPSC specifications.
- ❖ Check for and repair damage caused by wear or vandalism, a major factor in injury causing situation.
- ❖ All protruding bolts should be covered or cut off and finished smooth. Sharp edges on pipes should be capped or removed. Check for bent, broken, or severely worn pipe, and replace.
- ❖ All equipment should be free of rust and repainted whenever necessary to deter rusting.
- ❖ We provide our customers with layout sheets and installation instructions. Please keep on file the specifications sheet that contains the listing of every part used.
- ❖ Never add components not intended for use with this product
- ❖ Regular maintenance is necessary in this and all park and recreational equipment to ensure the safety of the user.
- ❖ Note: Proper maintenance of equipment requires regular tightening of all bolts, nuts, and setscrews.
- ❖ Note: Regular checking of all parts, castings, etc. should be made. If a part is broken or worn, it should be replaced immediately.
- ❖ Check to be sure all fittings are tight, and that bars and pipes do not move.
- ❖ Replace all worn S-hooks. S-hooks must be completely closed. Failure to close S-hooks can result in serious injury to the user. NEVER reuse S-hooks.
- ❖ Test for free movement of swing hanger and other moving attached parts.
- ❖ Check for worn chains and replace them
- ❖ A soft resilient surface should be placed under all swings extending at least twice the height of the top rail both front and back.



E-Series Park Bench without Back

Model #: 624be105

Hardware:



5/16" x 1"
Machine Bolt



5/16" Washer



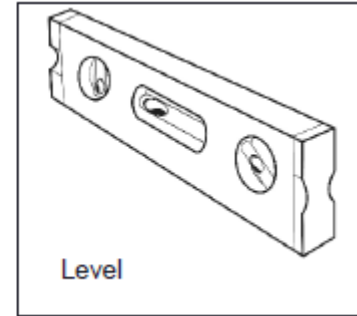
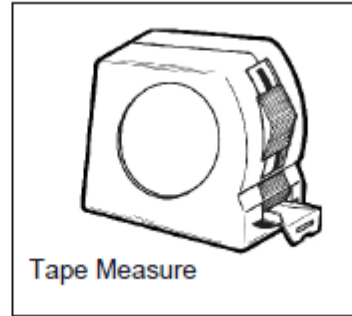
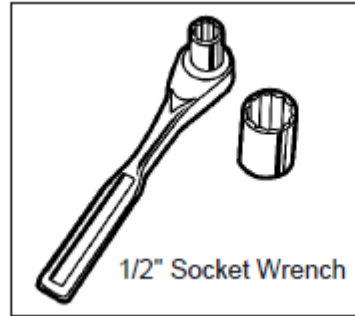
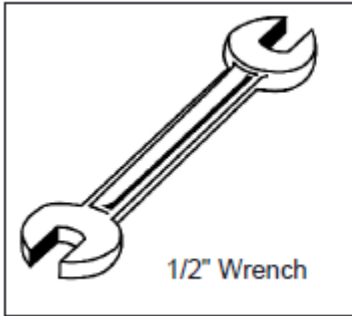
5/16" Kep Nut



E-Series Park Bench without Back

Model #: 624be105

Tools Required:





E-Series Park Bench without Back

Model #: 624be105

Product Specifications:

Seats: 11 gauge die formed angle frame 1"x1-7/8" with 3" radius corners. 3/4" #9 steel expanded metal. 10 gauge x 1-1/2" flat bar center support and mounting bracket understructure. Electrically MIG welded.

Seat Coating: Oven fused functionalized polyethylene copolymer-based thermoplastic. Fluidized bed coating application with superior mechanical performance, impact resistance and UV-stability.

Frame: 2-3/8" O.D. x 12 gauge pre-galvanized structural steel tubing. Seat mounting points 7 gauge x 1-1/2" die stamped steel flat bar. Electrically MIG welded.

Frame Coating: Electrostatic powder coated application oven cured.

Hardware: All stainless steel hardware fasteners.

Dimensions: 8' bench inground without back. Seats are 10" wide x 96" long. Seat height is 18". Total depth of bench is 10".

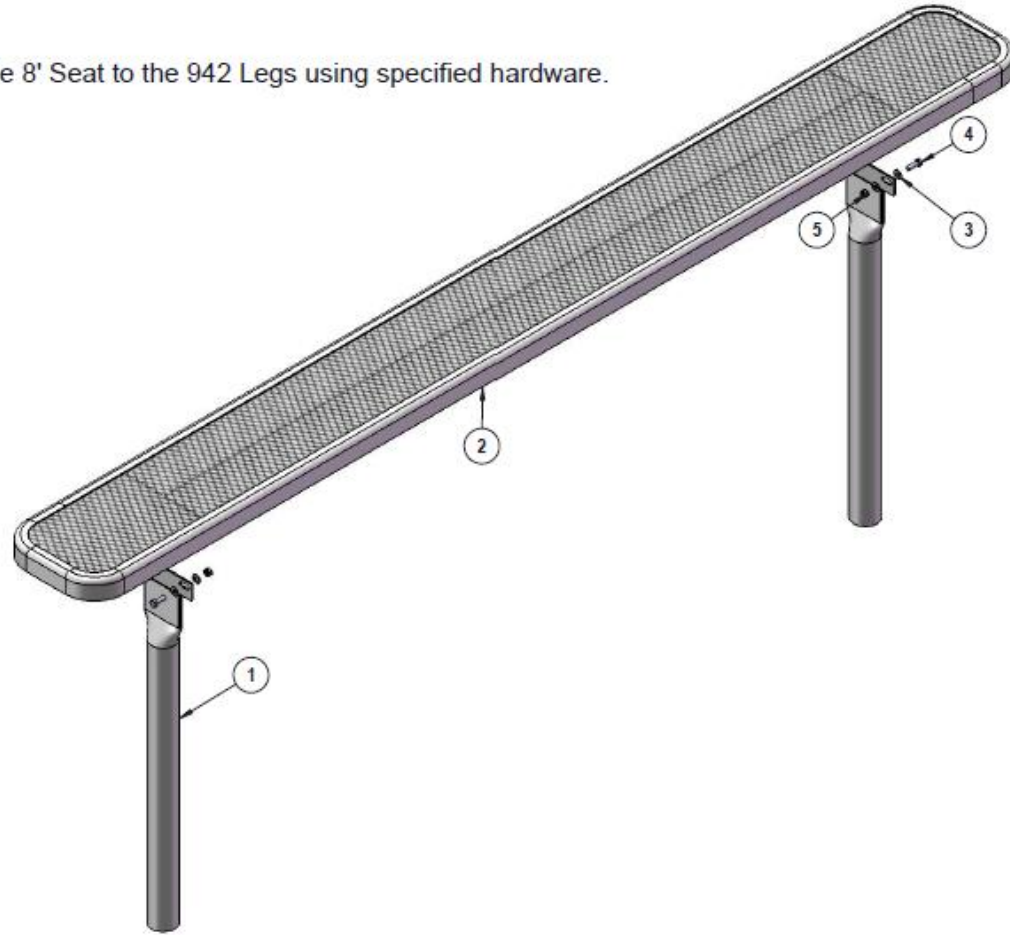


E-Series Park Bench without Back

Model #: 624be105

Components:

Attach the 8' Seat to the 942 Legs using specified hardware.



ITEM NO.	PartNo	DESCRIPTION	QTY
1	P-V942S	942S VINYL LEG	2
2	T-EV96-S	8' x 10" expanded seat	1
3	33-02-0007	5/16" SS Washer	8
4	33-05-0029	5/16" x 1" Machine Bolt (SS)	4
5	33-03-0012	5/16" Kep Nut (SS)	4

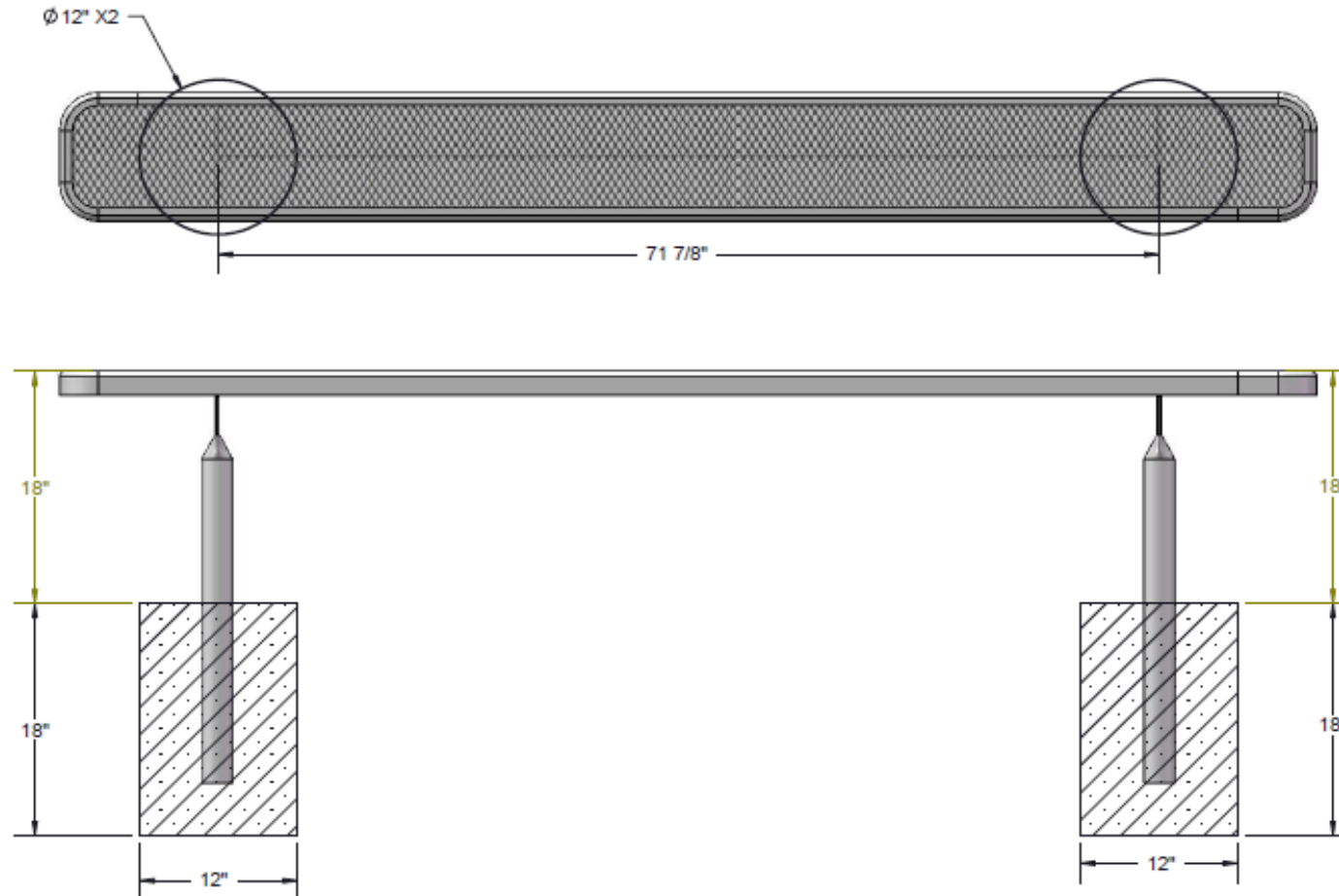


E-Series Park Bench without Back

Model #: 624be105

Footings:

Estimated Required Concrete: 7 - 50 lb. Bags of Concrete





E-Series Park Bench without Back

Model #: 624be105

Overall Dimensions:

