



# Recycled Plastic Walk-Thru Picnic Table – 8ft

799pt105

## Assembly Instructions








**STEP 1:** PLACE SEAT ASSEMBLIES ONTO THE LEGS, MAKING SURE THE FRAMEWORK FITS INTO THE SLOTS IN THE TABLE LEGS AND THE LEGS ARE ON THE **INSIDE** OF THE ANGLE IRON SUPPORTS ON THE FRAME. LINE UP THE HOLES IN THE FRAMEWORK WITH THE HOLES IN THE LEGS. FASTEN LEGS TO FRAMEWORK USING 2 OF THE FLAT WASHERS AND 2 OF THE 2" LAG SCREWS PER SEAT ASSEMBLY END. **DO NOT TIGHTEN!!**

**STEP 2:** INSTALL THE 4 SHORT DIAGONAL SEAT BRACES. ATTACH BRACE TO THE UNDERSIDE OF THE SEAT ASSEMBLY USING ONE OF THE HEX HEAD CAP SCREWS, WASHER AND FLANGE NUTS. ATTACH BRACE TO THE TABLE LEG USING 1 FLAT WASHER AND 1 OF THE 2" LAG SCREWS. REPEAT FOR REMAINING 3 BRACES. **DO NOT TIGHTEN!**

**STEP 3:** PLACE THE TABLE TOP ASSEMBLY ONTO THE LEGS SO THE FRAMEWORK FITS INTO THE SLOTS ON EACH TABLE LEG AND THE LEGS ARE ON THE **INSIDE** OF THE ANGLE IRON SUPPORTS ON THE FRAME. FASTEN THE TABLE TOP ASSEMBLY TO THE LEGS USING 4 OF THE FLAT WASHERS AND 4 OF THE 2" LAG SCREWS PER END. **DO NOT TIGHTEN!!**

**STEP 4:** INSTALL DIAGONAL TABLE BRACES TO THE UNDERSIDE OF THE TABLE TOP ASSEMBLY USING THE 4-1/2" STAINLESS STEEL CARRIAGE BOLT, 1 STAINLESS STEEL FLAT WASHER AND 1 STAINLESS STEEL NUT. TAP THE CARRIAGE BOLT LIGHTLY WITH A HAMMER TO "SEAT" AND LOOSELY TIGHTEN THE NUT. ATTACH THE BRACES TO THE LEGS USING 1 OF THE FLAT WASHERS AND 1 OF THE 2" LAG SCREWS PER SIDE. ONCE ALL BRACES ARE LOOSELY ATTACHED, SQUARE UP THE PICNIC TABLE LEGS WITH THE TOP AND SEATS TIGHTEN LAG SCREWS TO THE LEGS FIRST, THEN TIGHTEN THE CENTER BRACE.

**STEP 5:** TIGHTEN ALL FASTNERS.

REF#	QTY	DESCRIPTION
1	1	TABLE TOP (Assembled)
2	2	TABLE SEAT (Assembled)
3	2	PLASTIC TABLE LEGS
4	2	26-1/4" TABLE BRACES
5	4	10" DIAGONAL SEAT BRACES
	<b>H28</b>	<b>HARDWARE KIT</b>
6	22	 3/8" x 2" LAG SCREW
7	26	 3/8" FLAT WASHER
8	4	 3/8" x 2" HEX HEAD CAP SCREW
9	4	 3/8" FLANGE NUT
10	1	 3/8" x 4-1/2" SS CARRIAGE BOLT
11	1	 3/8" SS FLAT WASHER
12	1	 3/8" SS NUT



# Recycled Plastic Walk-Thru Picnic Table – 8ft

799pt105

## Assembly Instructions

