

# The Silhouette Bench



4 Foot  
Green Planks

The Silhouette Bench combines function, comfort and ecology to create a stylish and durable park bench. It features *Green Scapes* bench frames, which appear similar to black cast iron, but are molded from solid, 100% post-consumer recycled plastic.



6 Foot - Charcoal  
Planks



Bench end detail  
Frame in Black only

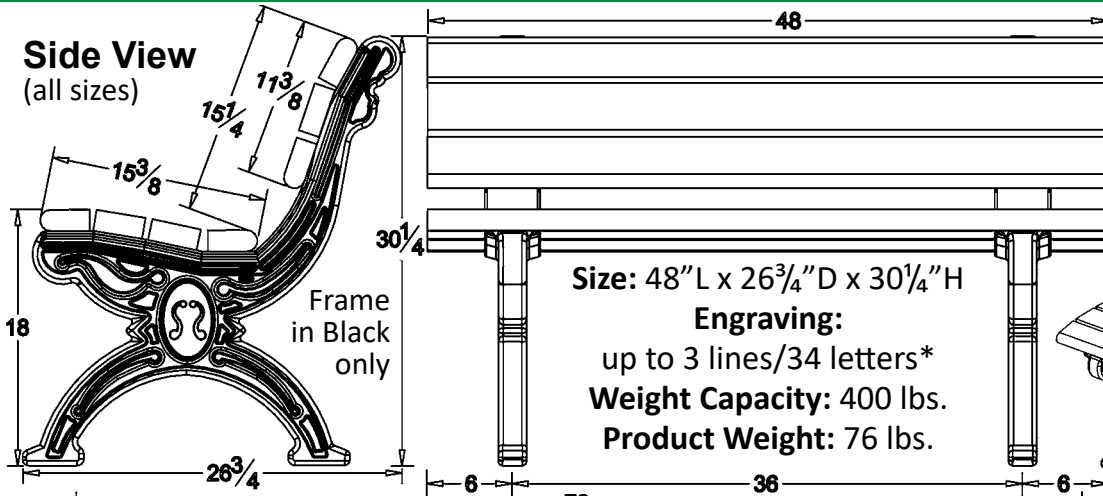


8 Foot  
Cedar Planks



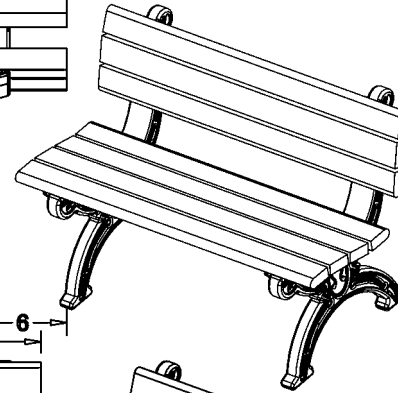
*See back of page for  
details and measurements*

# The Silhouette Bench - 4', 6' & 8'



**Size:** 48" L x 26 3/4" D x 30 1/4" H  
**Engraving:**  
 up to 3 lines/34 letters\*  
**Weight Capacity:** 400 lbs.  
**Product Weight:** 76 lbs.

4 Ft.



- Heavy duty/weather resistant/maintenance free!
- No need to stain or paint
- Resists fading, peeling and graffiti as the color is molded all the way through
- Can be surface mounted with brackets (sold separately)
- Stainless steel fasteners do not corrode nor rust
- Constructed with 2 x 4 planks with the outside ones having rounded edges for comfort and safety.

Available  
Plank  
Colors:

Black

Brown

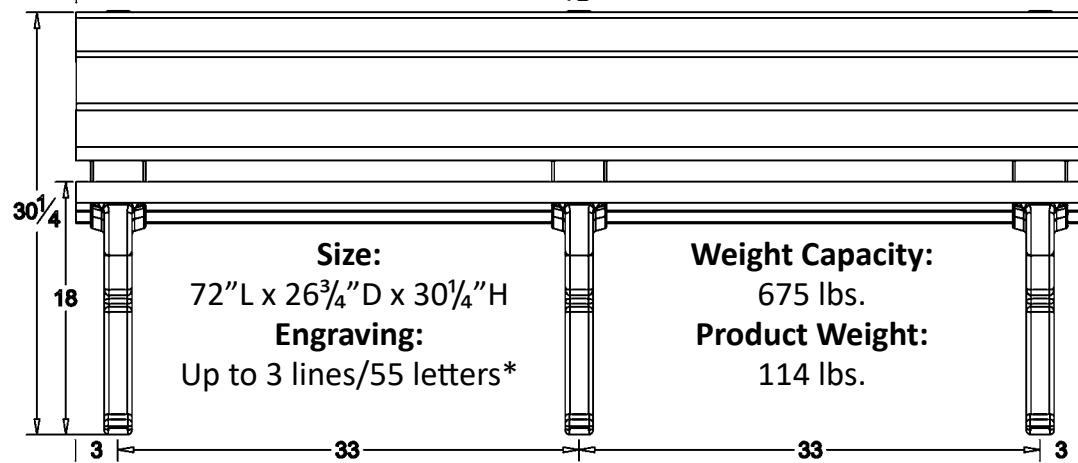
Cedar

Charcoal

Green

Sand

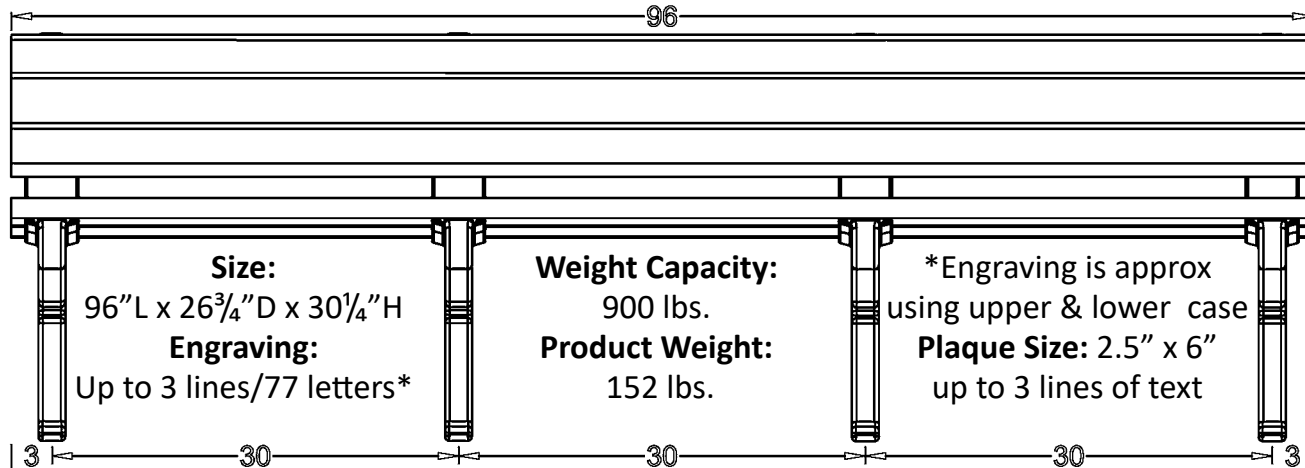
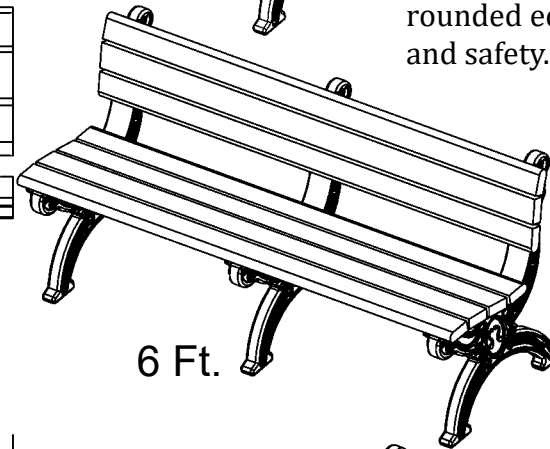
Weathered



**Size:**  
 72" L x 26 3/4" D x 30 1/4" H  
**Engraving:**  
 Up to 3 lines/55 letters\*

**Weight Capacity:**  
 675 lbs.  
**Product Weight:**  
 114 lbs.

6 Ft.

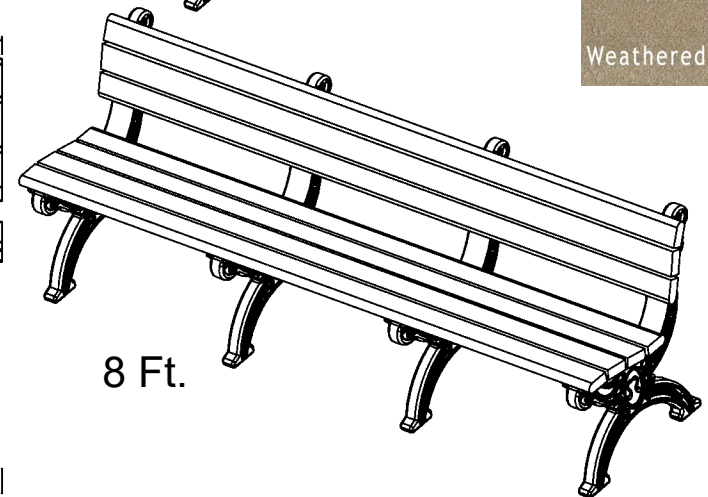


**Size:**  
 96" L x 26 3/4" D x 30 1/4" H  
**Engraving:**  
 Up to 3 lines/77 letters\*

**Weight Capacity:**  
 900 lbs.  
**Product Weight:**  
 152 lbs.

\*Engraving is approx  
 using upper & lower case  
**Plaque Size:** 2.5" x 6"  
 up to 3 lines of text

8 Ft.





# Silhouette Bench w/Arms



4 Foot - Cedar Planks

The Silhouette Bench combines function, comfort and ecology to create a stylish and durable park bench. It features *Green Scapes* bench frames, which appear similar to black cast iron, but are molded from solid, 100% post-consumer recycled plastic.



6 Foot  
Weathered Wood Planks



Bench end and  
arm rest detail  
Frame in Black only



8 Foot Sand  
Planks

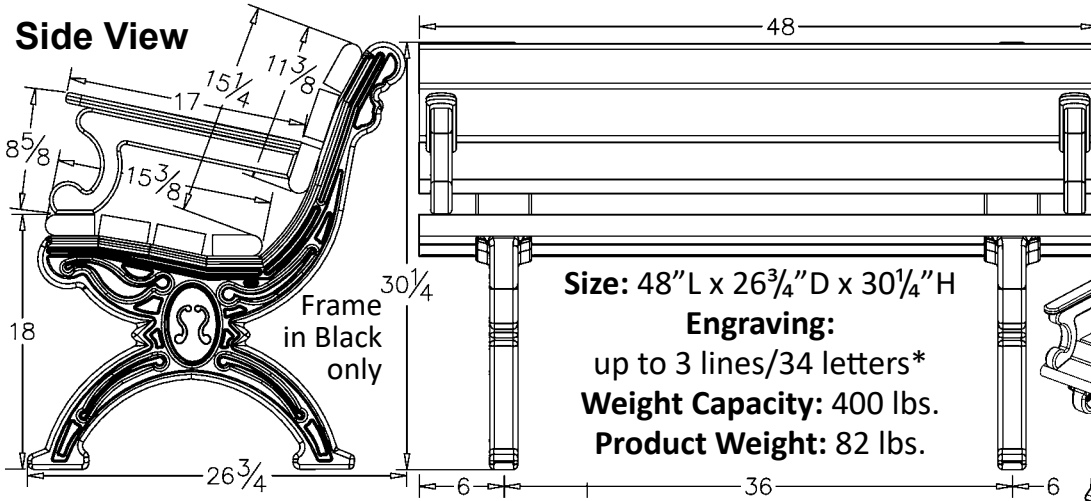
*Also available with engraving*



*See back of page for  
details and measurements*

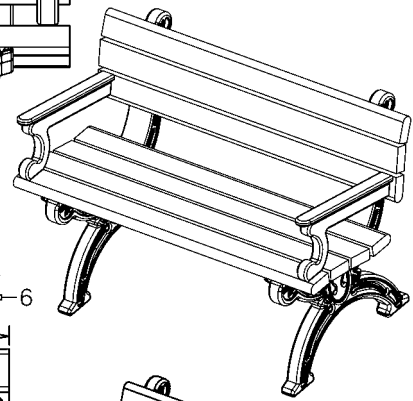
# Silhouette Bench w/Arms - 4', 6' & 8'

## Side View



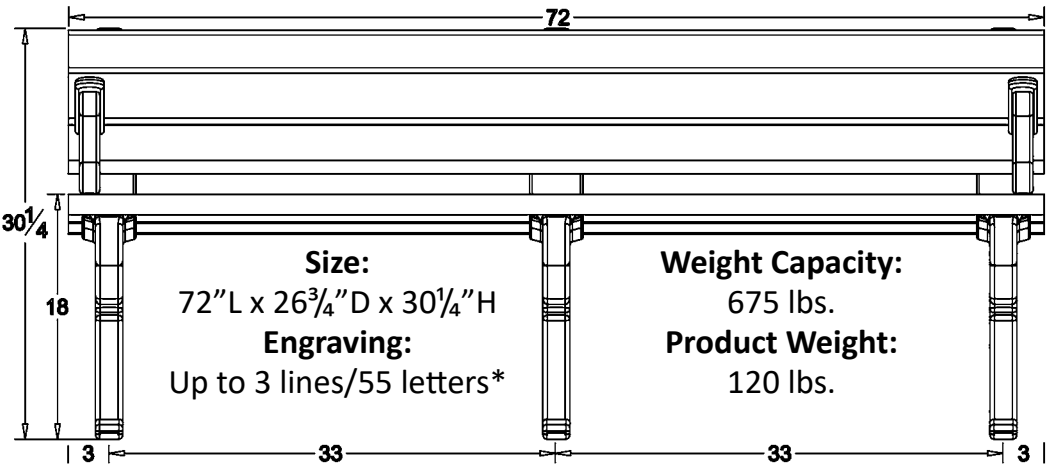
**Size:** 48" L x 26 3/4" D x 30 1/4" H  
**Engraving:**  
 up to 3 lines/34 letters\*  
**Weight Capacity:** 400 lbs.  
**Product Weight:** 82 lbs.

4 Ft.



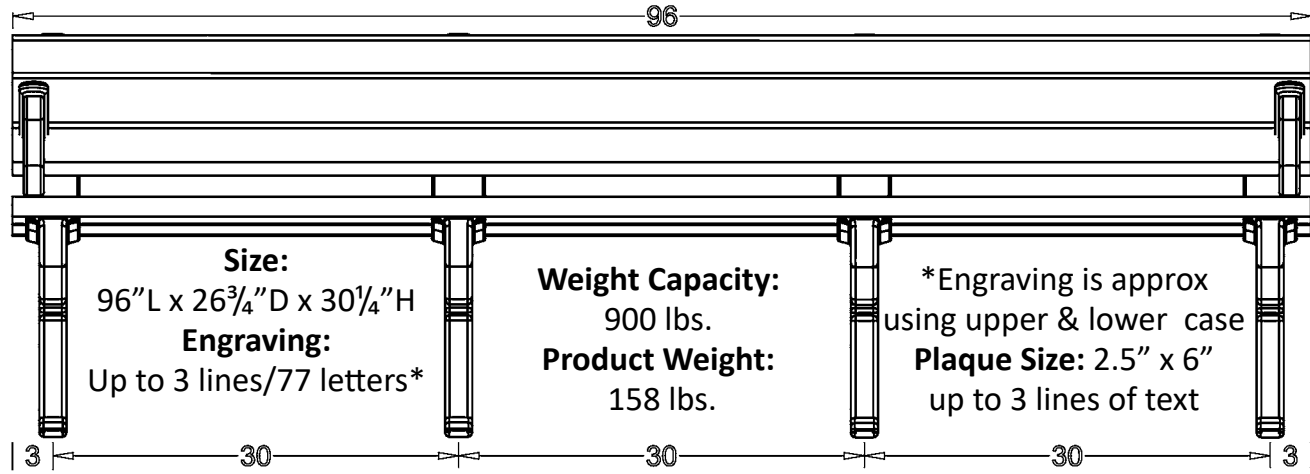
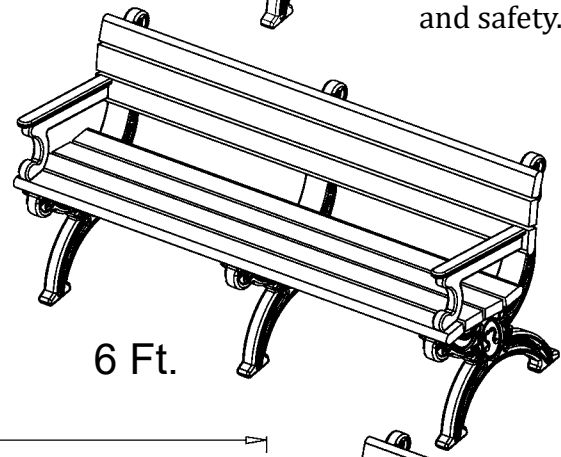
- Heavy duty/weather resistant/maintenance free!
- No need to stain or paint
- Resists fading, peeling and graffiti as the color is molded all the way through
- Can be surface mounted with brackets (sold separately)
- Stainless steel fasteners do not corrode nor rust
- Constructed with 2 x 4's with the outside planks having rounded edges for comfort and safety.

Available Plank Colors:



**Size:** 72" L x 26 3/4" D x 30 1/4" H  
**Engraving:**  
 Up to 3 lines/55 letters\*  
**Weight Capacity:** 675 lbs.  
**Product Weight:** 120 lbs.

6 Ft.



**Size:** 96" L x 26 3/4" D x 30 1/4" H  
**Engraving:**  
 Up to 3 lines/77 letters\*  
**Weight Capacity:** 900 lbs.  
**Product Weight:** 158 lbs.  
 \*Engraving is approx using upper & lower case  
**Plaque Size:** 2.5" x 6"  
 up to 3 lines of text

8 Ft.

