



The Elite Bench

SKU: 488be120



The Elite Bench offers a modern sleek and comfortable design combined with the durability of recycled plastic. Constructed of sandwiched 1 1/4" x 3" planks the slatted design allows ample air flow for summer-time comfort and prevents puddling of rainwater.

4 Foot
Black Bench Frames
Cedar Planks



6 Foot - Brown Bench
Frames Sand Planks

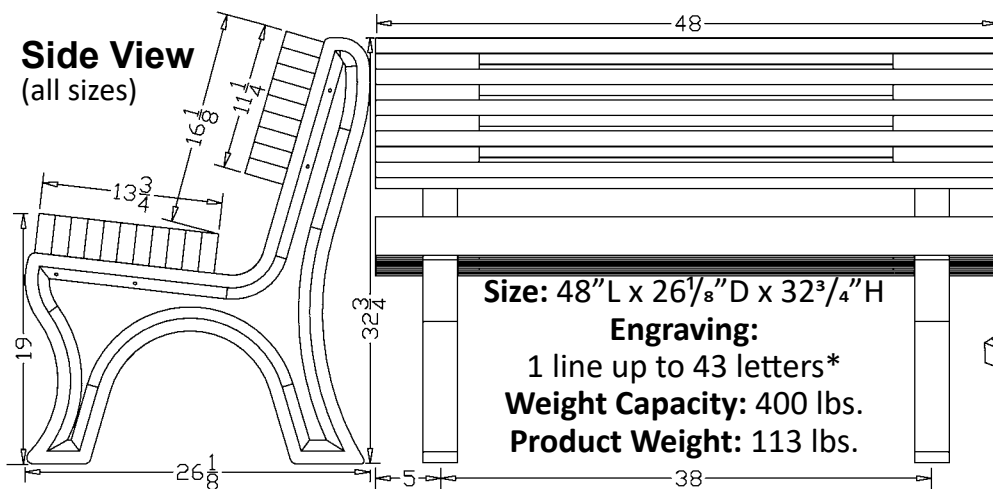


8 Foot - Green Bench
Frames Brown
Planks

Engraving and Plaques
are placed on the front
edge of the seat



Side View (all sizes)



4 Ft.

Available
Frame
Colors:

Black Brown Green

- Heavy duty/weather resistant/maintenance free!
- No need to stain or paint
- Resists fading, peeling and graffiti as the color is molded all the way through
- Can be surface mounted with brackets (sold separately)
- Stainless steel fasteners do not corrode nor rust
- Seat and back use sandwiched 1 1/4" x 3" boards for style and durability.

Available
Plank
Colors:

Black

Brown

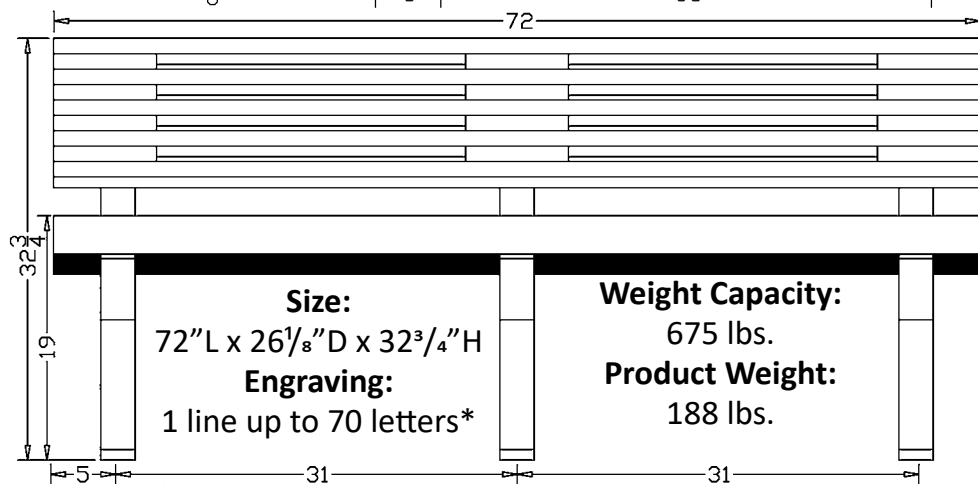
Cedar

Charcoal

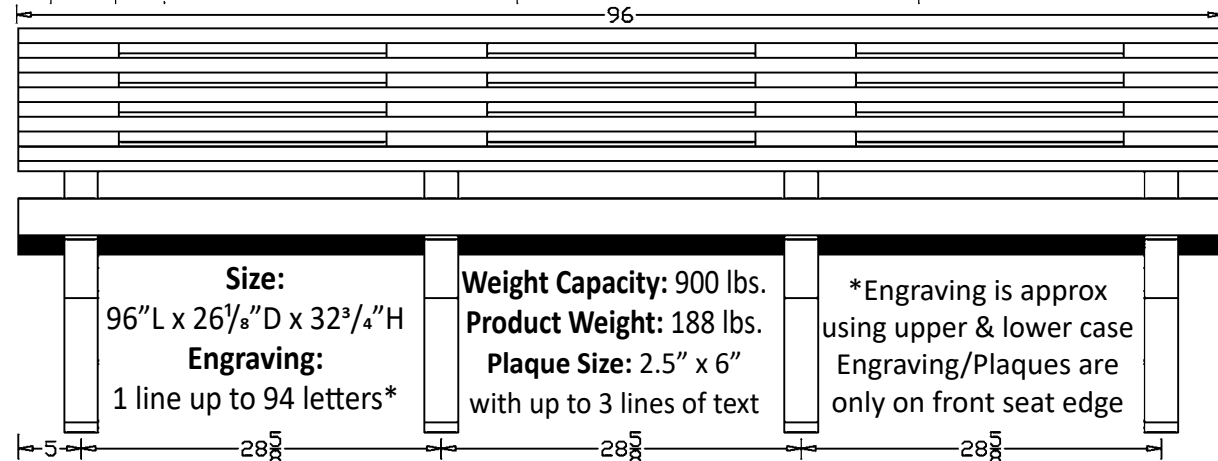
Green

Sand

Weathered



6 Ft.



8 Ft.

*Engraving is approx
using upper & lower case
Engraving/Plaques are
only on front seat edge



The Elite Bench w/ Arms

SKU: 488be120



4 Foot -
Green Bench Frames
Weathered Wood Planks

The Elite Bench offers a modern sleek and comfortable design combined with the durability of recycled plastic. Constructed of sandwiched 1 1/4" x 3" planks the slatted design allows ample air flow for summer-time comfort and prevents puddling of rainwater.



6 Foot - Brown
Bench Frames Sand
Planks

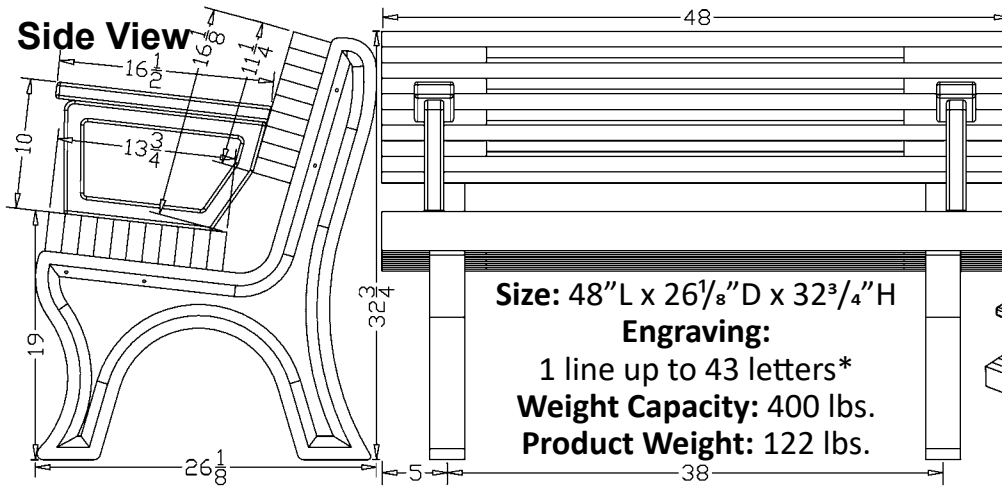


8 Foot -
Black Bench Frames- Cedar Planks



Engraving and Plaques are placed
on the front edge of the seat

Side View



4 Ft.

Available
Frame
Colors:

Black Brown Green

Available
Plank
Colors:

- Heavy duty/weather resistant/maintenance free!
- No need to stain or paint
- Resists fading, peeling and graffiti as the color is molded all the way through
- Can be surface mounted with brackets (sold separately)
- Stainless steel fasteners do not corrode nor rust
- Seat and back use sandwiched 1 1/4" x 3" boards for style and durability.

Black

Brown

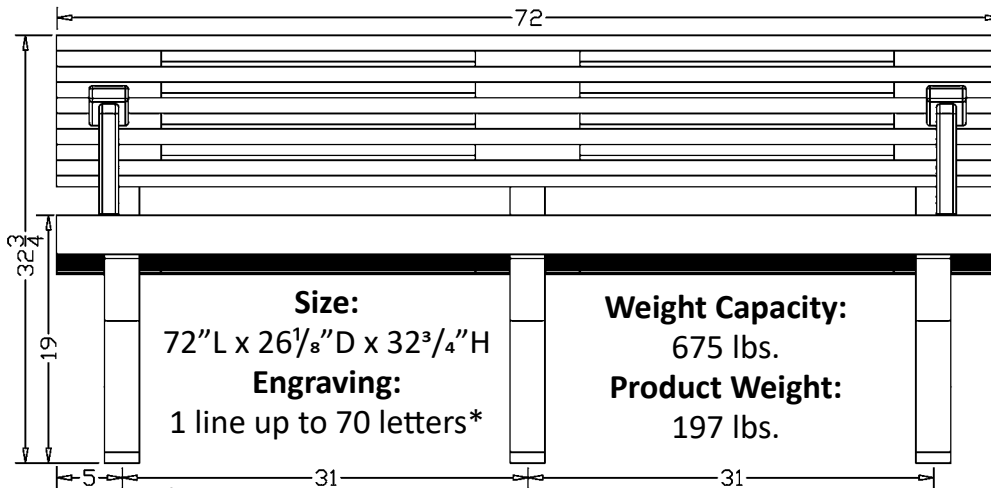
Cedar

Charcoal

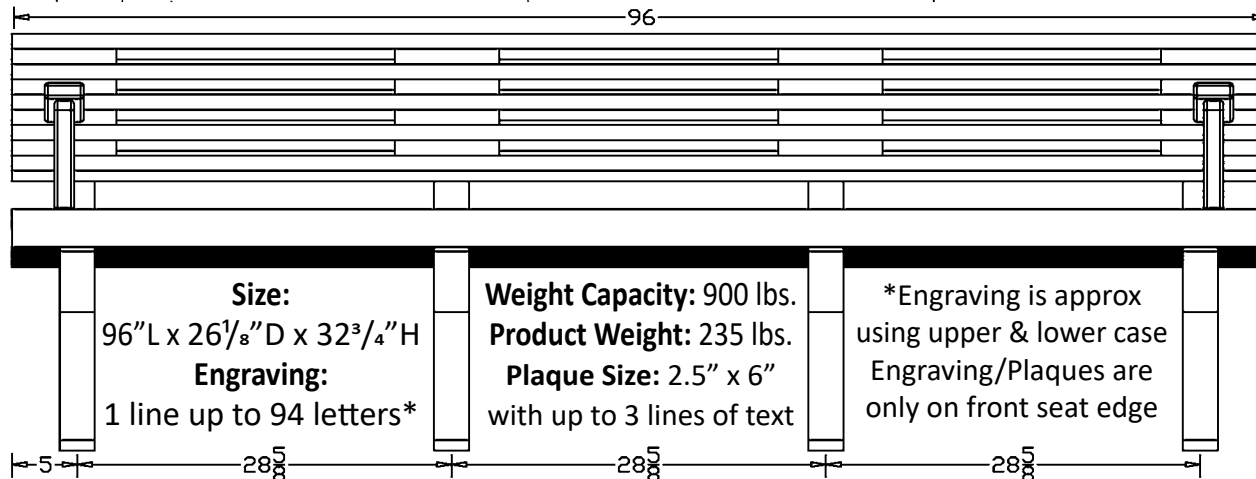
Green

Sand

Weathered



6 Ft.



8 Ft.

*Engraving is approx using upper & lower case Engraving/Plaques are only on front seat edge