




4ft Elite Park Bench

SKU: 488be120-1

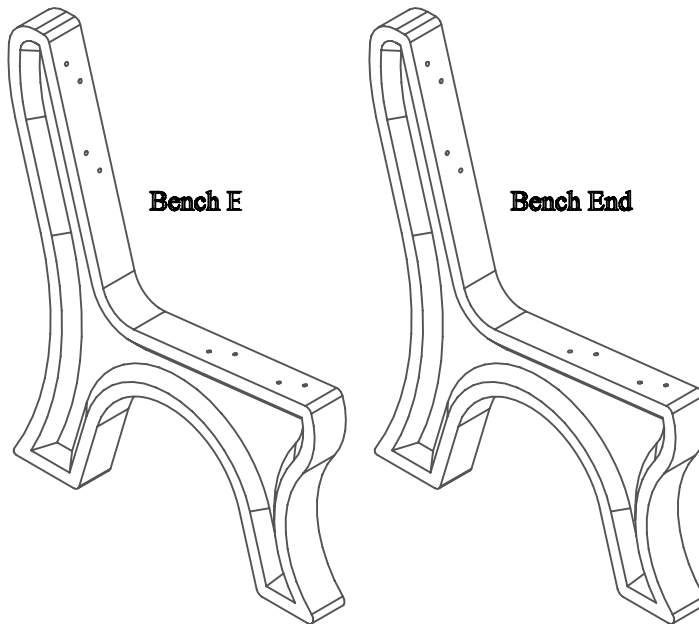


Before assembly, please make sure all components are included.




(1) - One Fastener Pack
FP-EB4B-CU-02

FP - Fastener Pack




(2) - Two Bench Ends
PS-SBBE-E-01



(1) - One Seat Bench Board
BSA-EB4-B-02

A - Seat Bench Board



(1) - One Back Bench Board
BSA-EB4-C-02

B - Back Bench Board



Before assembly, please make sure all fasteners are included.

16 - #12 x 3" Flat Head Phillips Screw



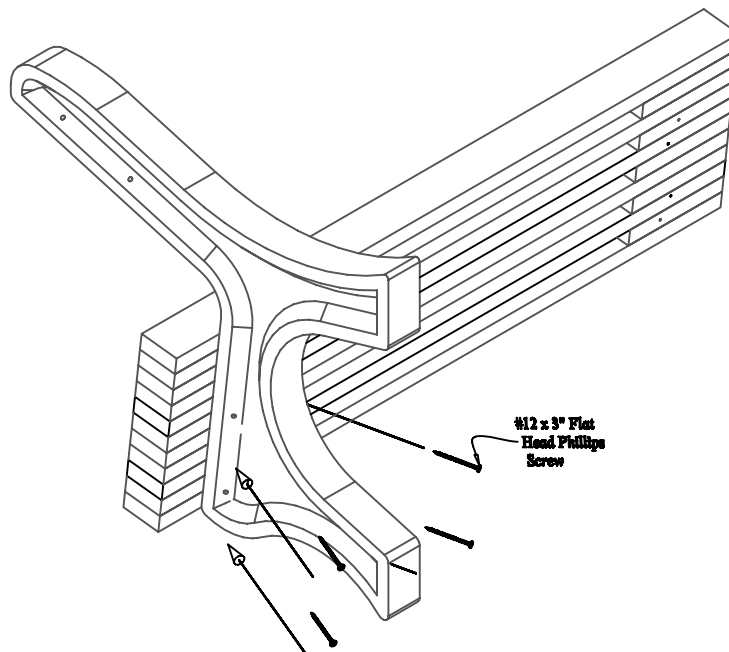
Also needed for this assembly will be the following materials

1 - #3 Phillips Drive Bit



Step #1:

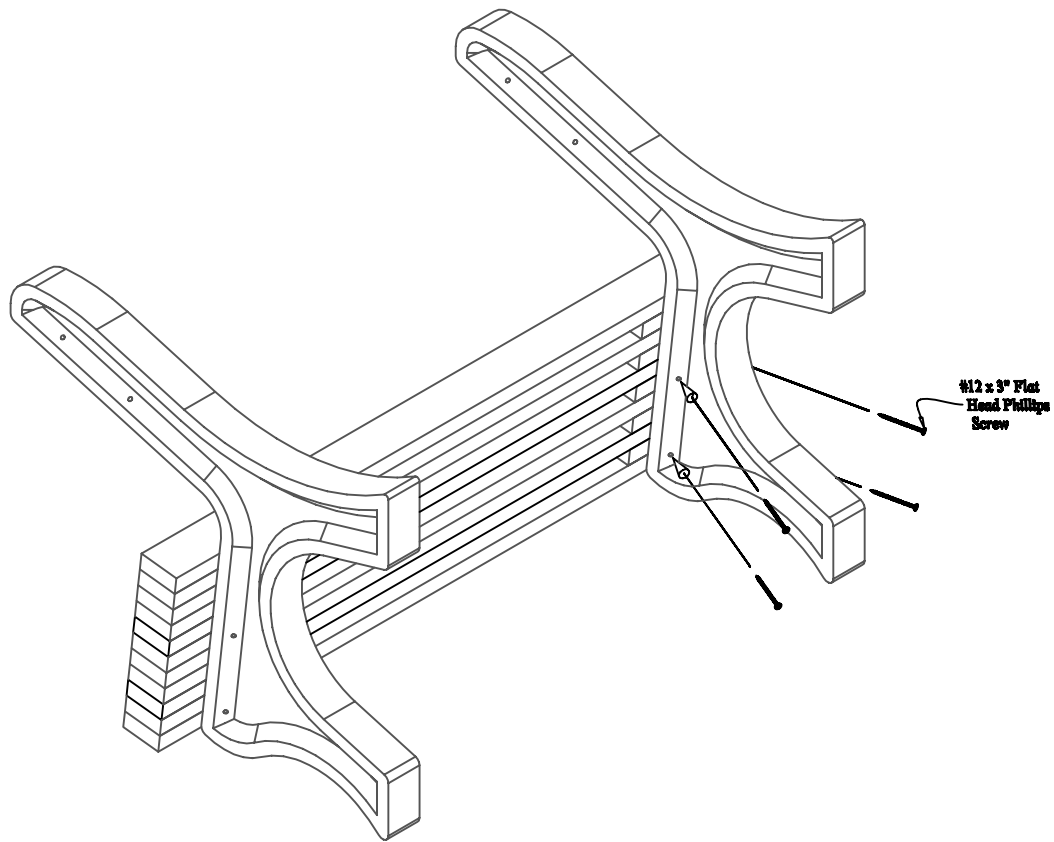
On the cardboard that the bench was shipped in stand the Seat Bench Board on edge with the pilot holes closer to the ground, on a level surface.



Step #2:

Place in position (1) One bench end as shown in diagram being sure to align the pilot holes to the pre-drilled holes in the bench end. After the holes are properly aligned, fasten with (1) One #12 x 3" Flat Head Phillips Screw per hole.

Note: Do not tighten screw completely. This will be done in a later step.



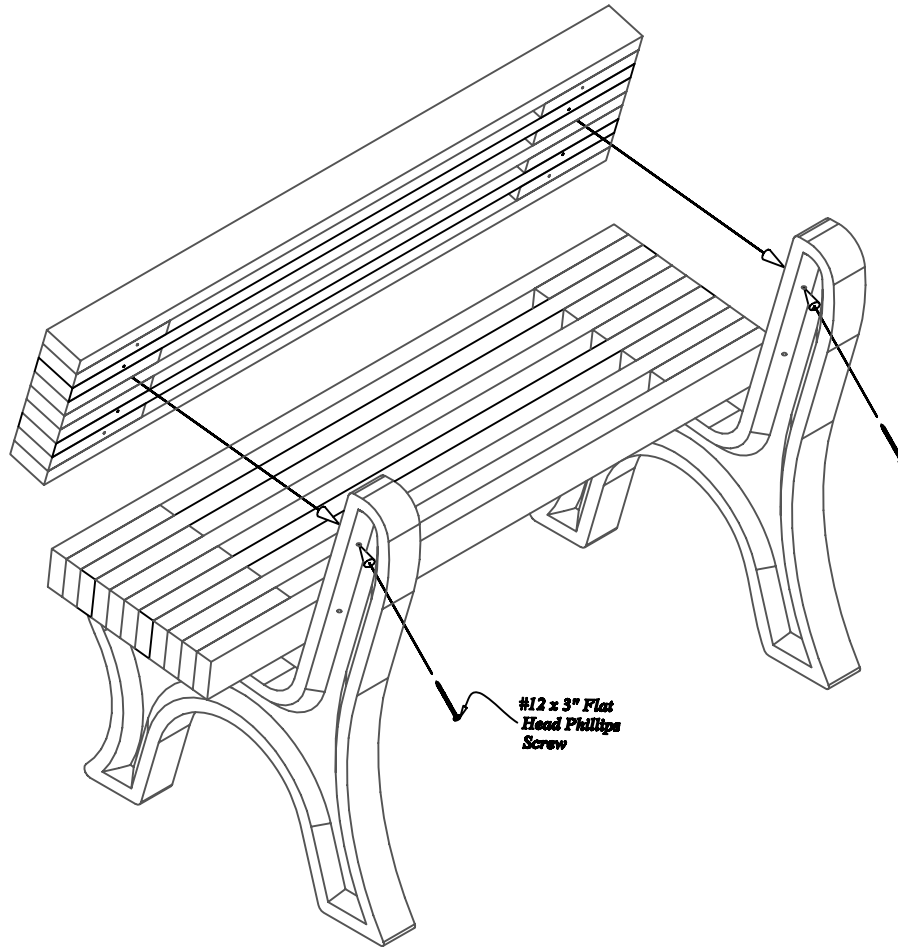
Step #3:
Repeat step #2 for the remaining bench end.

Note: Be sure to tighten all screws completely after this step.



Step #4

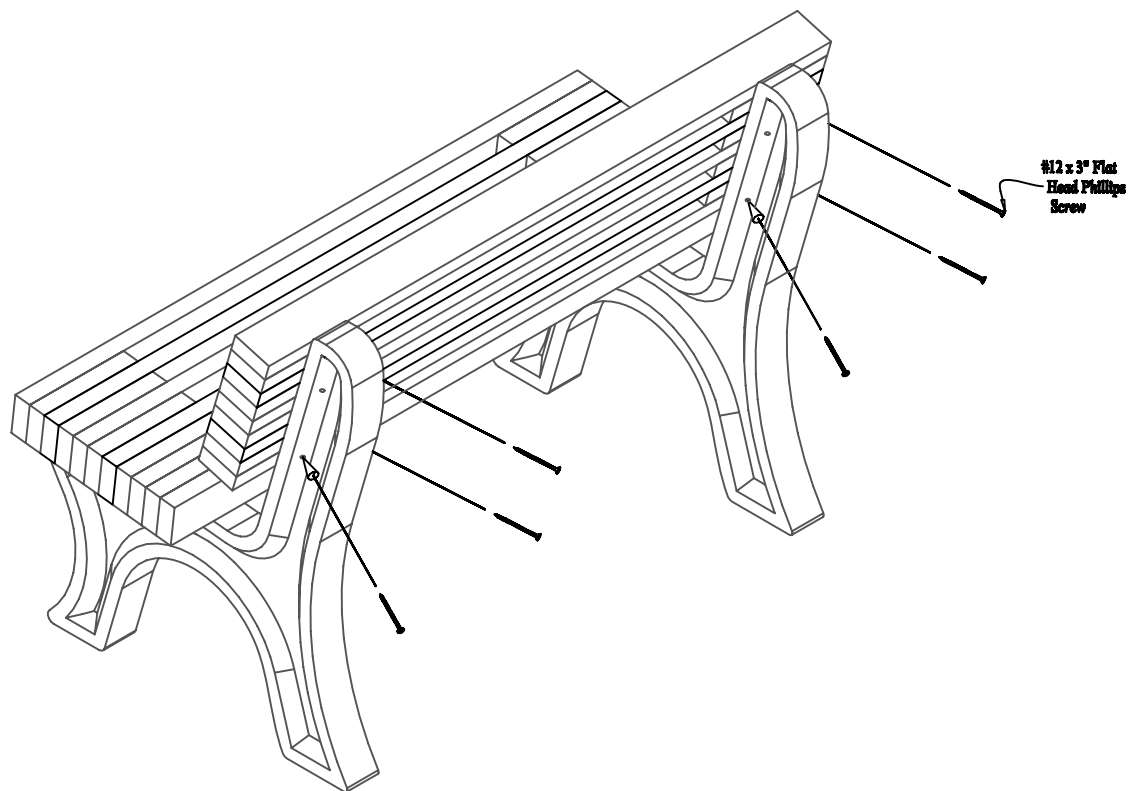
Place the bench in the up right position. Use care for the bench weighs approximately 150 pounds.



Step #5:

Place the Back Bench Board in position shown in diagram. Use (1) One #12 x 3" Flat Head Phillips Screw in the top hole of the left bench end. Repeat for the right bench end.

Note: Do not tighten screws completely. This will be done in a later step.



Step #6:

Using (1) One #12 x 3" Flat Head Phillips Screw per hole finish fastening the Back Bench Board to the bench ends.

Note: Be sure to tighten all screws completely after this step.



DEAR VALUED CUSTOMER,

THANK YOU FOR PURCHASING THIS PRODUCT. THIS PRODUCT IS MANUFACTURED USING RECYCLED MATERIALS AND MAY HAVE SLIGHT COLOR VARIATIONS, OCCASIONAL SPECKS OF COLOR OR IRREGULAR SURFACE PATTERNS. THESE ARE NORMAL CONDITIONS OF RECYCLED PLASTICS AND MAKE EACH PIECE OF FURNITURE UNIQUE. THESE CHARACTERISTICS DO NOT AFFECT THE STRENGTH, QUALITY OR PERFORMANCE OF THE PRODUCT.

THANK YOU AGAIN FOR PURCHASING THIS PRODUCT AND HELPING OUR ENVIRONMENT.