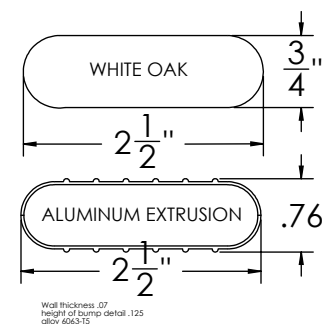


IRON VALLEY SLATTED BACKLESS BENCH - 60"



Hardware:
(6) 1/2" x 2 1/2"
Stainless Steel Flat
Head Bolts

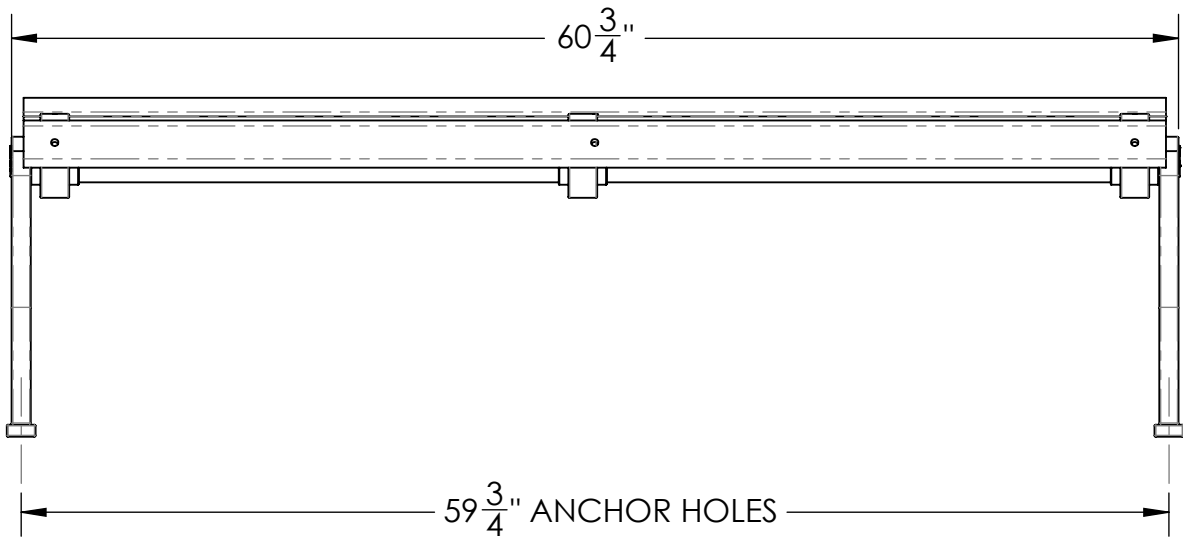
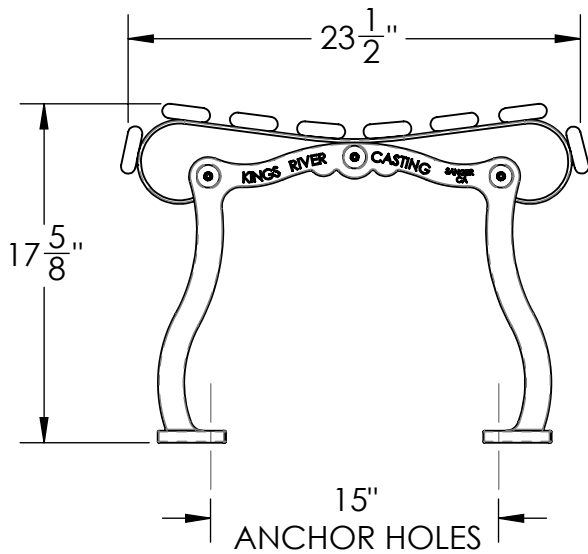
(6) Ø1/2"
Mounting Holes

1 1/4" x .120
Wall Round Tube Supports

Slats Are Formed From
Astm 1018 Cold
Rolled Steel Bar.
1 1/2" x 3/16"

- All metal fabricated parts are etched, phosphatized, preheated, primer powder coated, and final coat electrostatically powder coated.
- Colors include: Black, Evergreen, Dark Green White, Tan, Dark Brown, and Blue.
- Special order colors available.
- This product can ship either knocked down or assembled.

65-45-12 Ductile
Iron Castings



NOTE:
It is not recommended to locate anchor bolts until the bench is in place.
Anchor bolts not included.

